







With its sleek and clean lines works in absolute harmony with the rest of the collection, the 1300 mm shower tray made of fireclay with a hidden water outlet, is integrated at floor level thanks to Zero-to-Surface technology. The technology used in the Greige, Nero, Shagreen and Off-white finishes, the fireclay has an amazingly silky feel complementing the elegant shape.

Depth: Floor even
 Drain diameter (mm): 90
 Installation type: Built-in / Niche
 Material: Vitreous china
 Setting method: Floor even
 Shape: Rectangular

Colours and Finishes

How to obtain the reference number
 Replace the “..” with the desired finish code from the list below

	000 Glossy white
	910 Off-white
	R30 Greige
	R50 Nero

Dimensions

Length: 1300 mm.
 Width: 950 mm.
 Height: 65 mm.

Optional

- A5B9376... Rain shower head 450 x 450 mm
- A5B9276... Rain Shower Head 197 x 197 mm
- A5A1876... Wall-mounted cascade spout.
- A525163503 Built-in components for built-in 2-function thermostatic shower mixer with handshower and 1.7 m hose
- A5A2976... Built-in 5-function thermostatic shower mixer with handshower, 1.7 m hose and 2 jets
- A5258823.. Visible components for built-in 2-function thermostatic shower mixer with handshower and 1.7 m hose

Technical drawings

